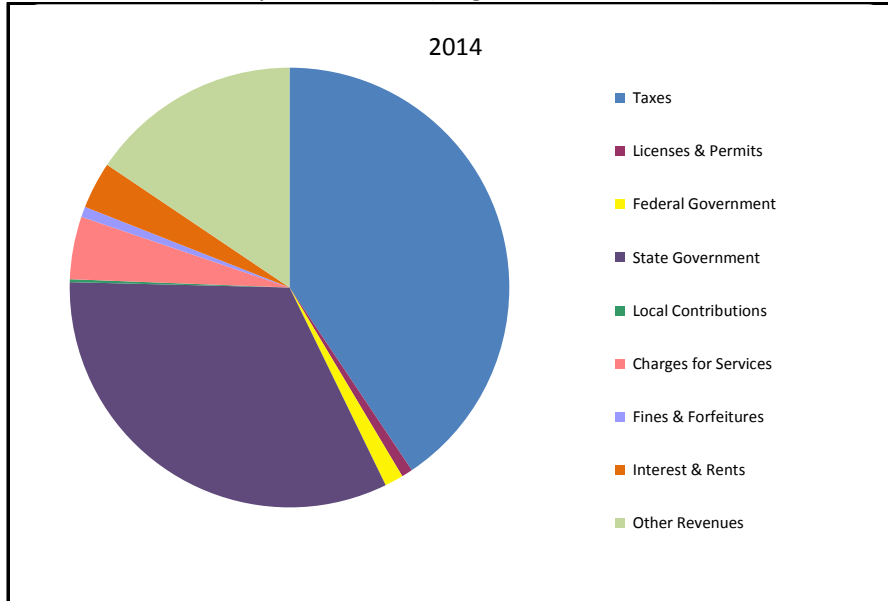


## CITIZENS' GUIDE TO LOCAL UNIT FINANCES - Ironwood - Gogebic

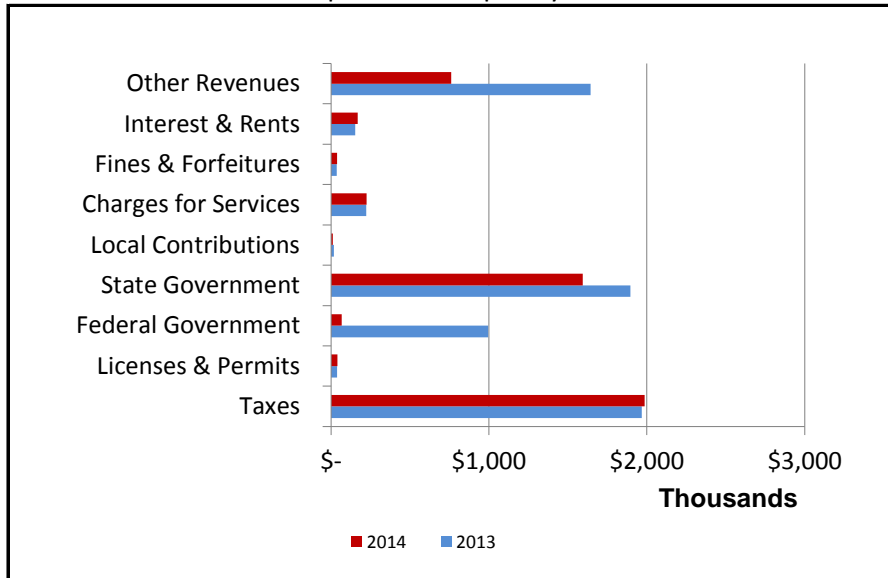
### 1. Where our money comes from (all governmental funds)



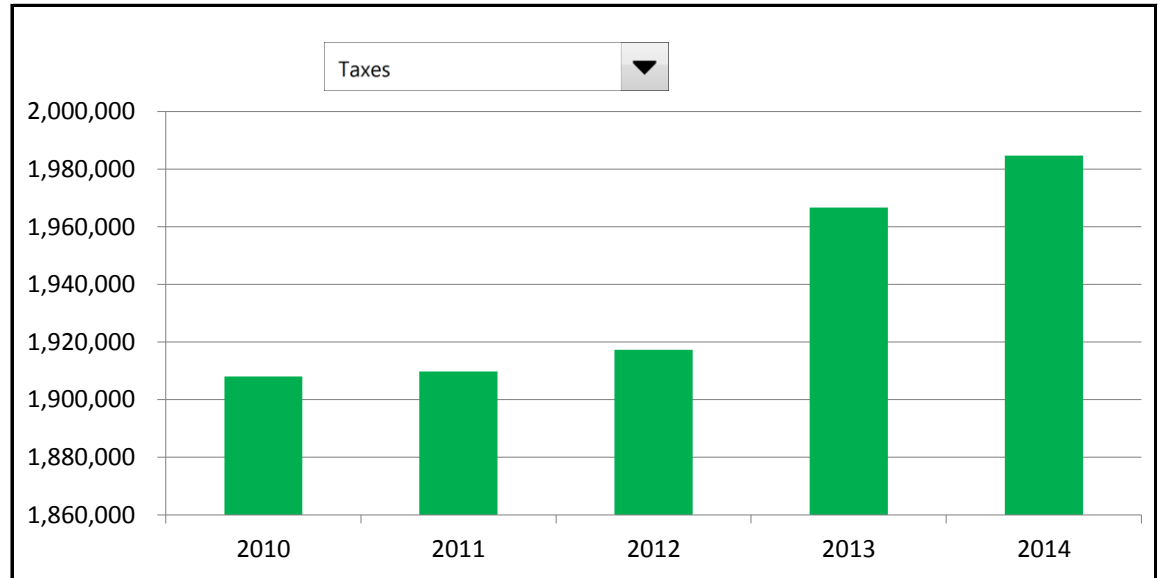
### 2. Compared to the prior year

	2013	2014	Change
Taxes	\$ 1,966,629	\$ 1,984,716	0.92%
Licenses & Permits	\$ 38,389	\$ 39,924	4.00%
Federal Government	\$ 994,365	\$ 66,906	-93.27%
State Government	\$ 1,895,081	\$ 1,593,193	-15.93%
Local Contributions	\$ 17,000	\$ 10,553	-37.92%
Charges for Services	\$ 221,430	\$ 225,202	1.70%
Fines & Forfeitures	\$ 34,689	\$ 37,422	7.88%
Interest & Rents	\$ 153,538	\$ 168,656	9.85%
Other Revenues	\$ 1,644,452	\$ 761,180	-53.71%
<b>Total Revenues</b>	<b>\$ 6,965,573</b>	<b>\$ 4,887,752</b>	<b>-29.83%</b>

### 3. Revenue sources - compared to the prior year



### 4. Historical trends of individual sources

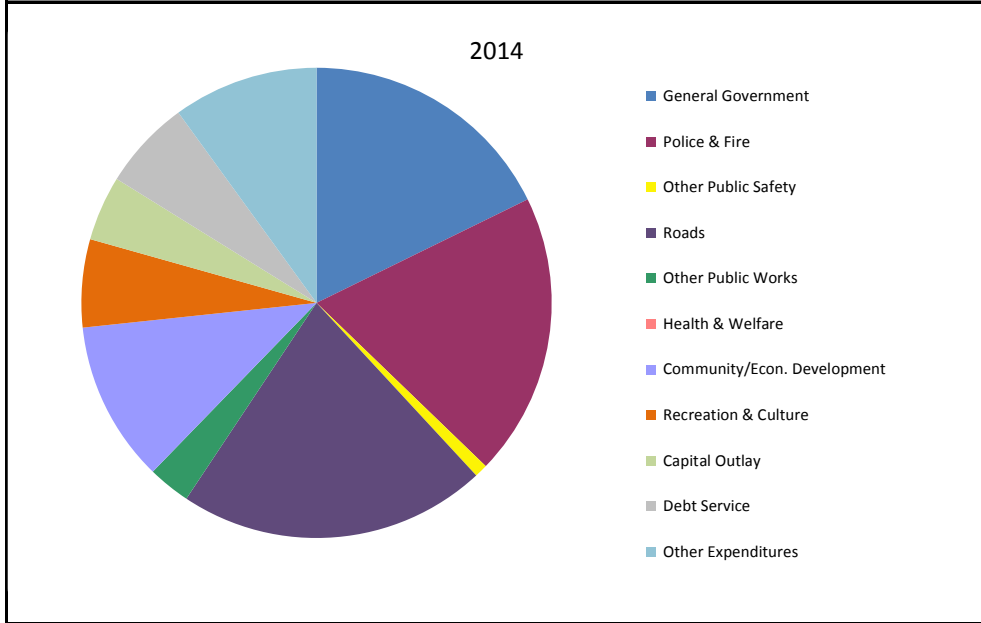


### Commentary:

For more information on our unit's finances, contact Paul Linn, Finance Director/Treasurer at (906) 932-5050.

**CITIZENS' GUIDE TO LOCAL UNIT FINANCES - Ironwood - Gogebic**

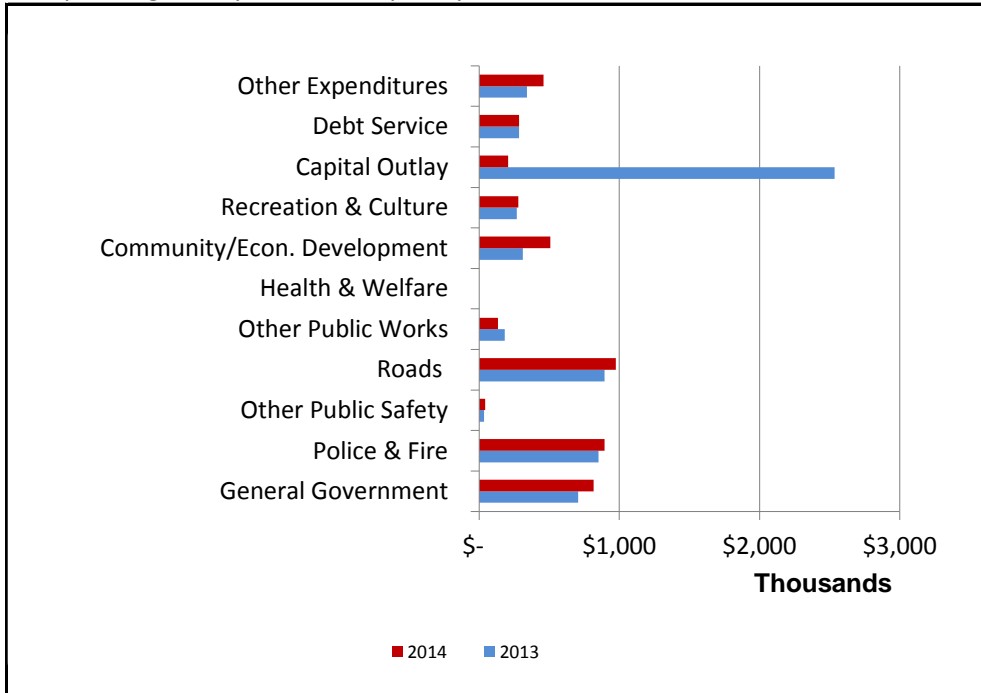
**1. Where we spend our money (all governmental funds)**



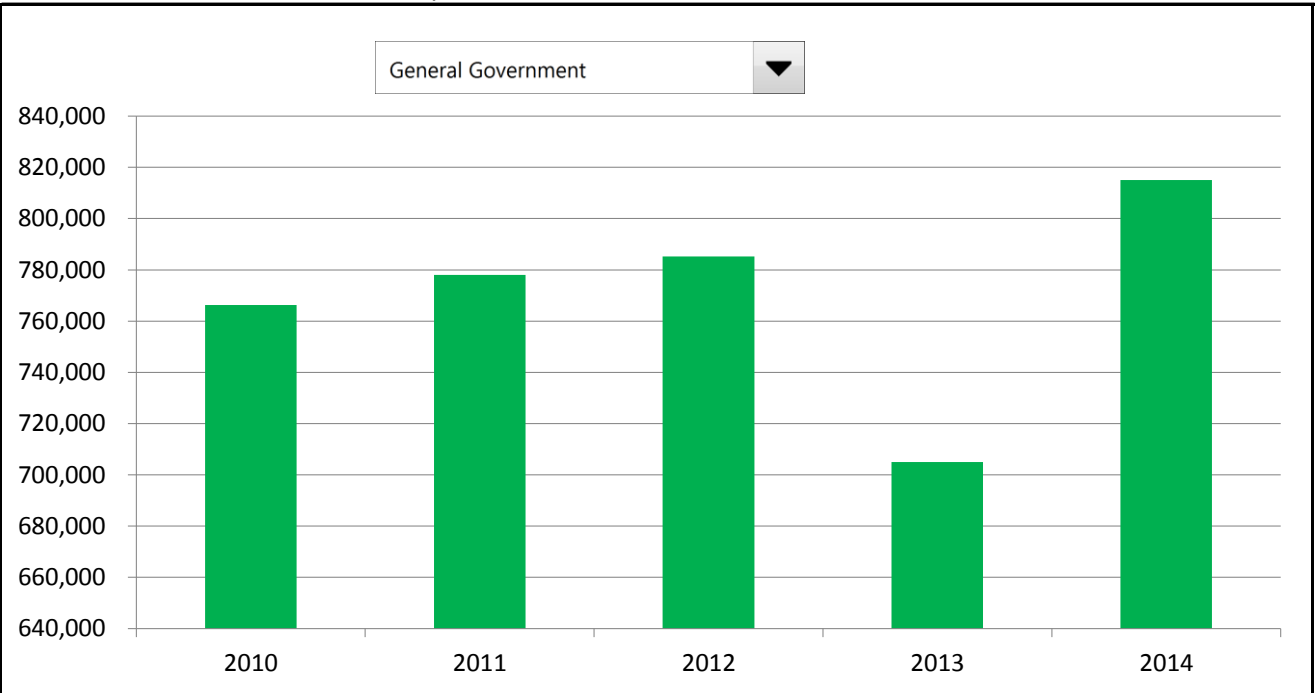
**2. Compared to the prior year**

	2013	2014	Change
General Government	\$ 705,039	\$ 815,079	15.61%
Police & Fire	\$ 850,681	\$ 894,397	5.14%
Other Public Safety	\$ 34,457	\$ 41,467	20.34%
Roads	\$ 894,813	\$ 974,621	8.92%
Other Public Works	\$ 181,313	\$ 134,221	-25.97%
Health & Welfare	\$ -	\$ -	N/A
Community/Econ. Development	\$ 312,343	\$ 508,118	62.68%
Recreation & Culture	\$ 268,422	\$ 277,849	3.51%
Capital Outlay	\$ 2,534,841	\$ 205,206	-91.90%
Debt Service	\$ 283,338	\$ 283,398	0.02%
Other Expenditures	\$ 340,689	\$ 459,097	34.76%
<b>Total Expenditures</b>	<b>\$ 6,405,936</b>	<b>\$ 4,593,453</b>	<b>-28.29%</b>

**3. Spending - compared to the prior year**



**4. Historical trends of individual departments:**

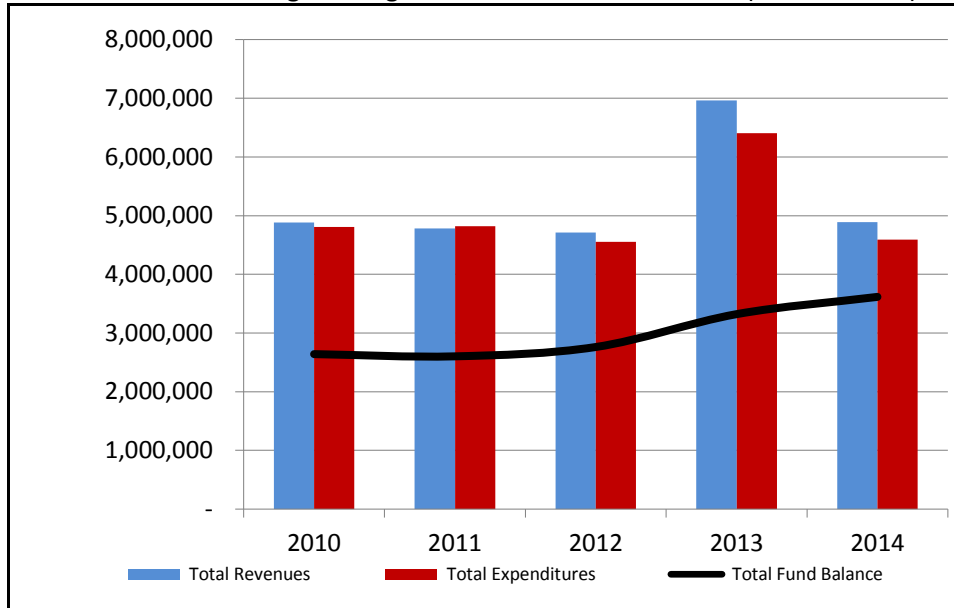


Commentary:

For more information on our unit's finances, contact Paul Linn, Finance Director/Treasurer at (906) 932-5050.

**CITIZENS' GUIDE TO LOCAL UNIT FINANCES - Ironwood - Gogebic**

1. How have we managed our governmental fund resources (fund balance)



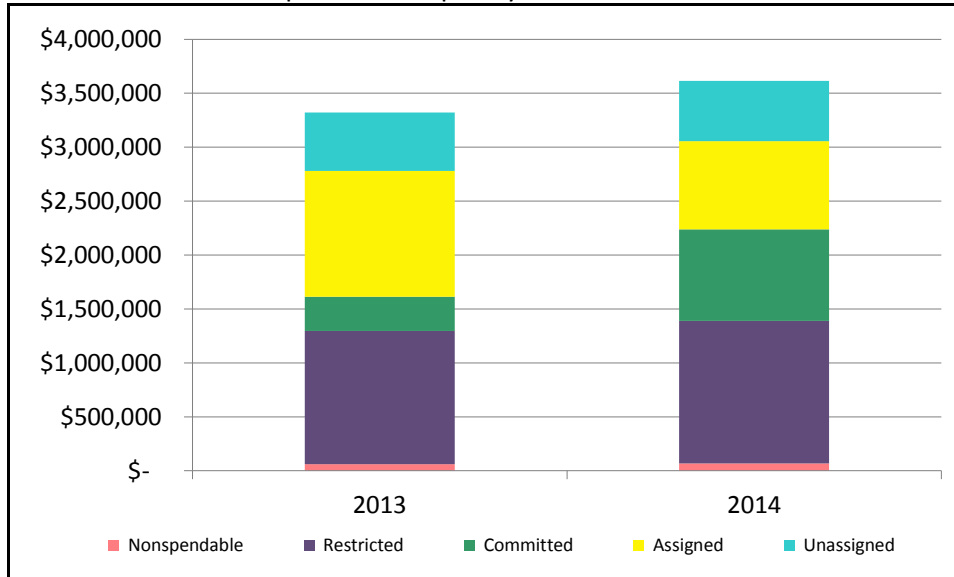
2. Compared to the prior year

	2013	2014	Change
Revenues	\$ 6,965,573	\$ 4,887,752	-29.83%
Expenditures	\$ 6,405,936	\$ 4,593,453	-28.29%
Surplus (Shortfall)	\$ 559,637	\$ 294,299	-47.41%

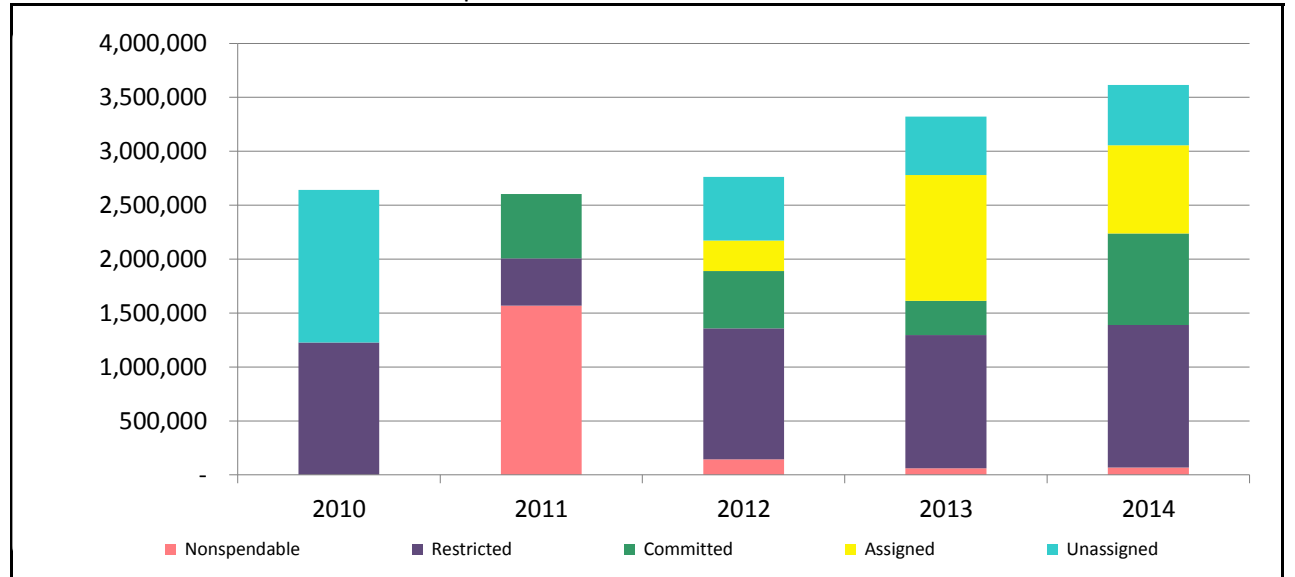
  

Fund balance, by component:	2013	2014	Change
Nonspendable	\$ 59,290	\$ 67,728	14.23%
Restricted	\$ 1,236,478	\$ 1,321,225	6.85%
Committed	\$ 317,873	\$ 848,900	167.06%
Assigned	\$ 1,164,770	\$ 817,101	-29.85%
Unassigned	\$ 543,147	\$ 560,904	3.27%
<b>Total Fund Balance</b>	<b>\$ 3,321,558</b>	<b>\$ 3,615,858</b>	<b>8.86%</b>

3. Fund balance - compared to the prior year



4. Historical trends of individual components

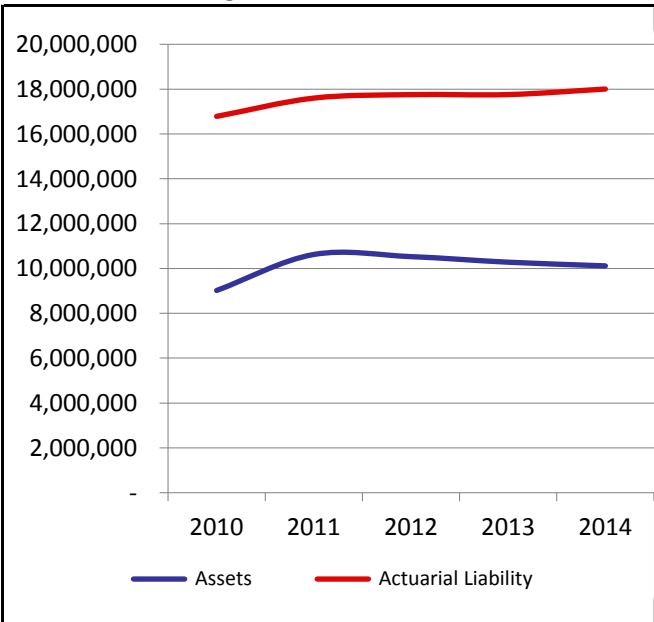


Commentary:

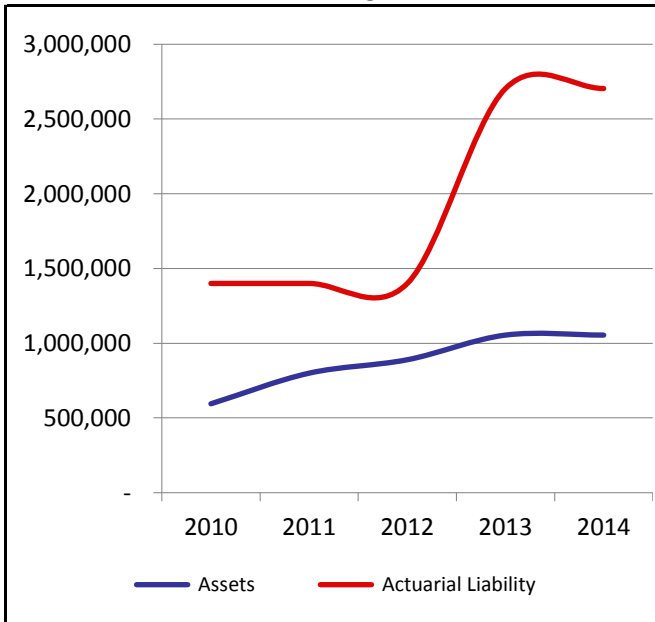
For more information on our unit's finances, contact Paul Linn, Finance Director/Treasurer at (906) 932-5050.

**CITIZENS' GUIDE TO LOCAL UNIT FINANCES - Ironwood - Gogebic**

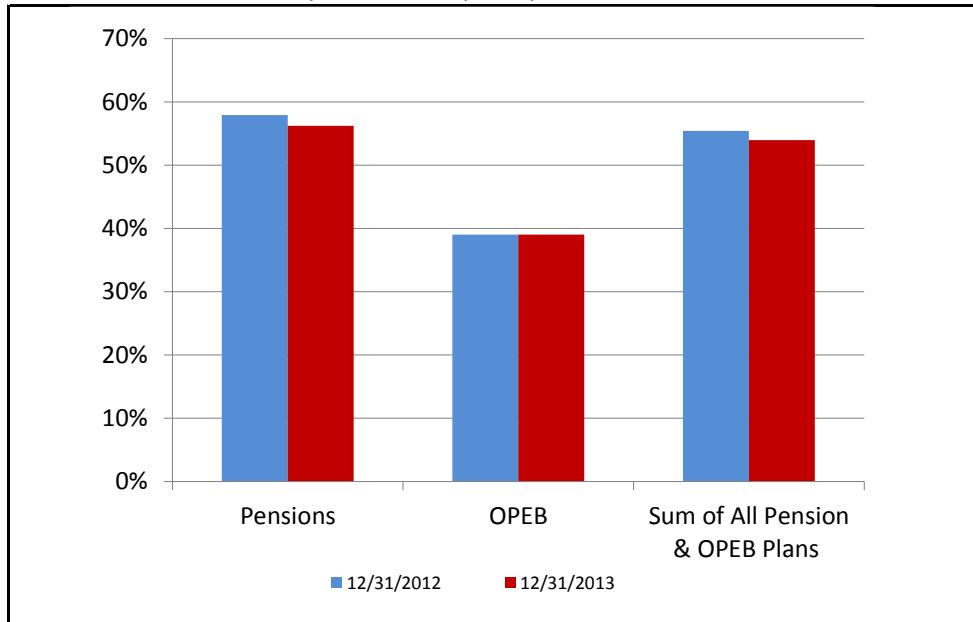
1. Pension funding status



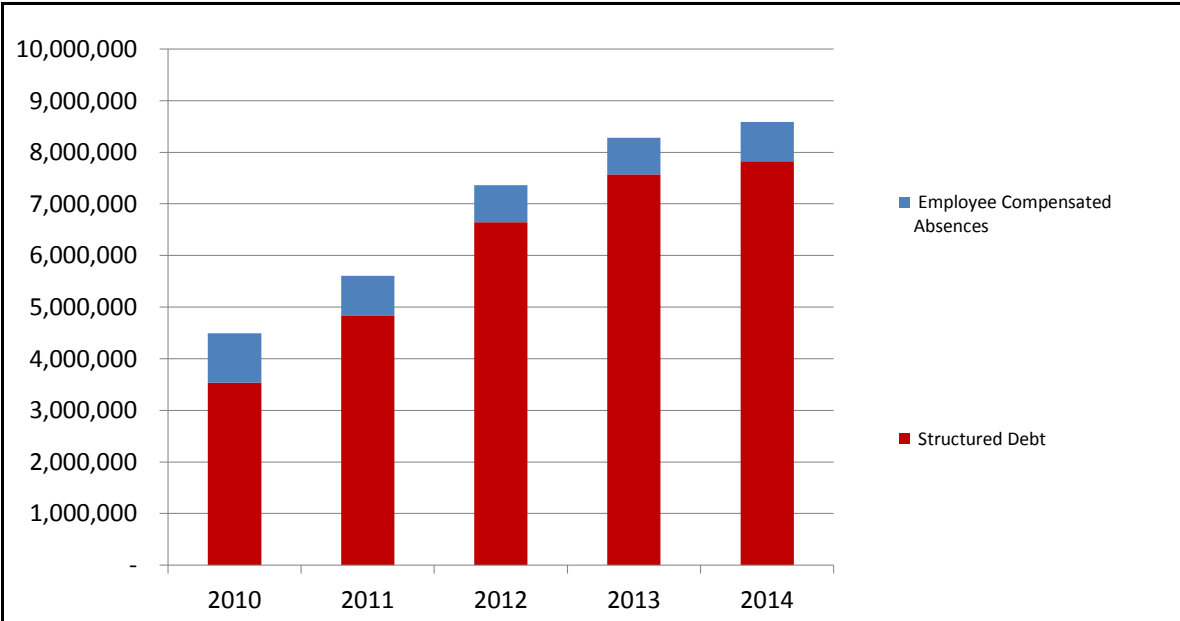
2. Retiree Health care funding status



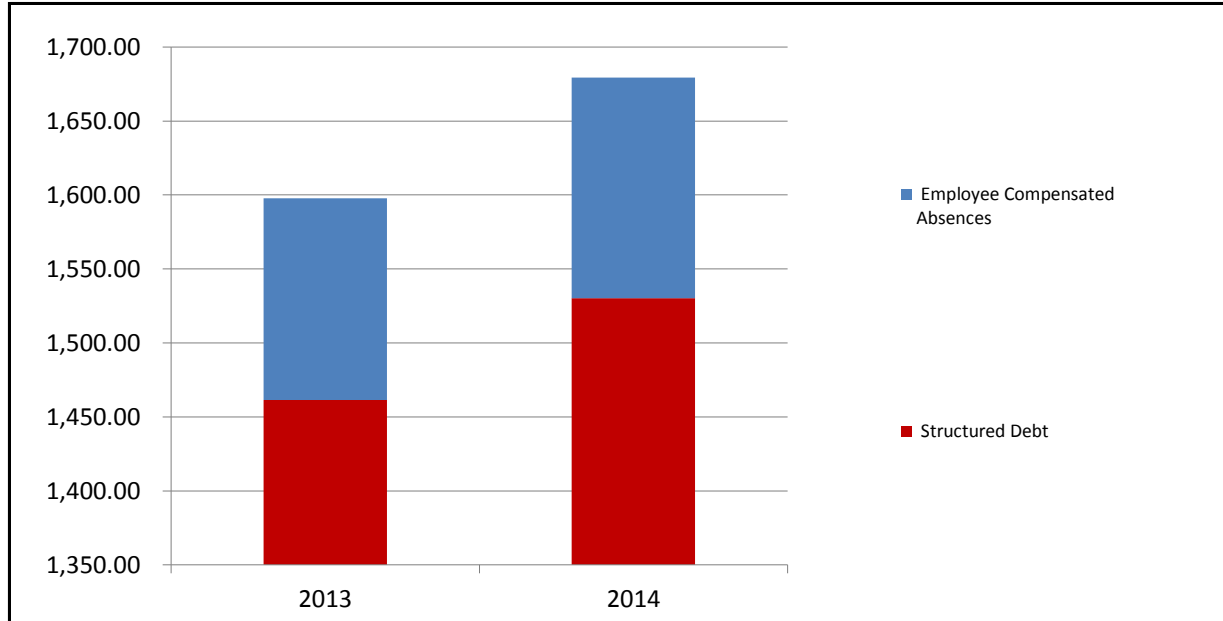
3. Percent funded - compared to the prior year



4. Long Term Debt obligations:



5. Debt & other long term obligations per capita - compared to the prior year



Commentary:

For more information on our unit's finances, contact Paul Linn, Finance Director/Treasurer at (906) 932-5050.