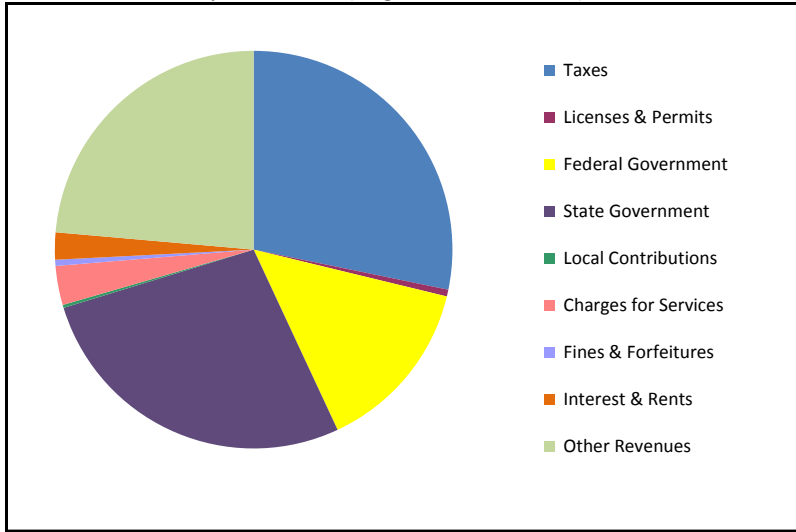


CITIZENS' GUIDE TO LOCAL UNIT FINANCES - Ironwood - Gogebic

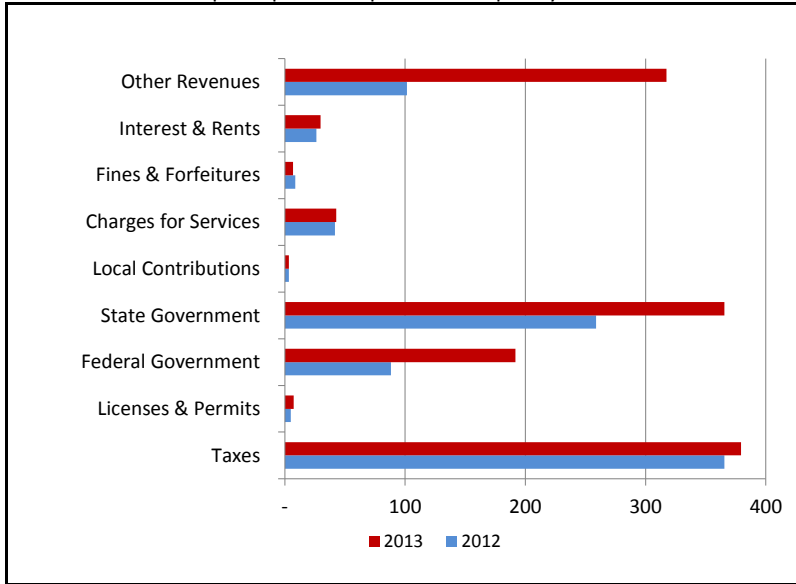
1. Where our money comes from (all governmental funds)



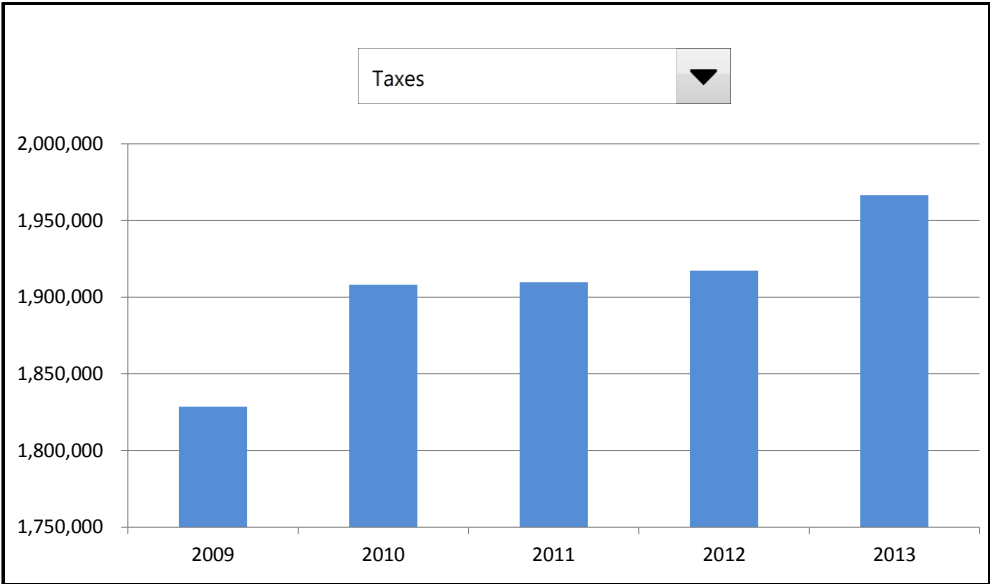
2. Compared to the prior year

	2012	2013	Change
Taxes	\$ 1,917,329	\$ 1,966,629	2.57%
Licenses & Permits	25,439	38,389	50.91%
Federal Government	462,464	994,365	115.01%
State Government	1,358,273	1,895,081	39.52%
Local Contributions	17,150	17,000	-0.87%
Charges for Services	218,630	221,430	1.28%
Fines & Forfeitures	45,165	34,689	-23.19%
Interest & Rents	137,853	153,538	11.38%
Other Revenues	532,666	1,644,452	208.72%
Total Revenues	\$ 4,714,969	\$ 6,965,573	47.73%

3. Revenue sources per capita - compared to the prior year



4. Historical trends of individual sources

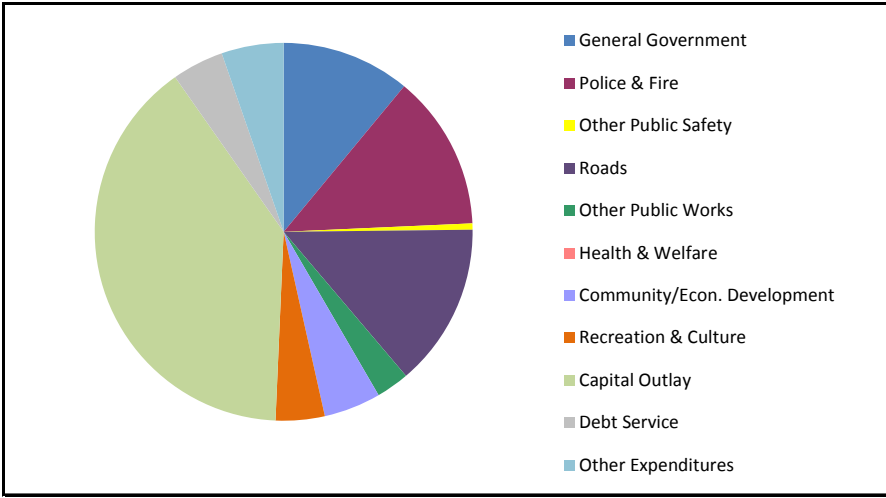


Commentary:

For more information on our unit's finances, contact Paul Linn, Finance Director/Treasurer at (906) 932-5050.

CITIZENS' GUIDE TO LOCAL UNIT FINANCES - Ironwood - Gogebic

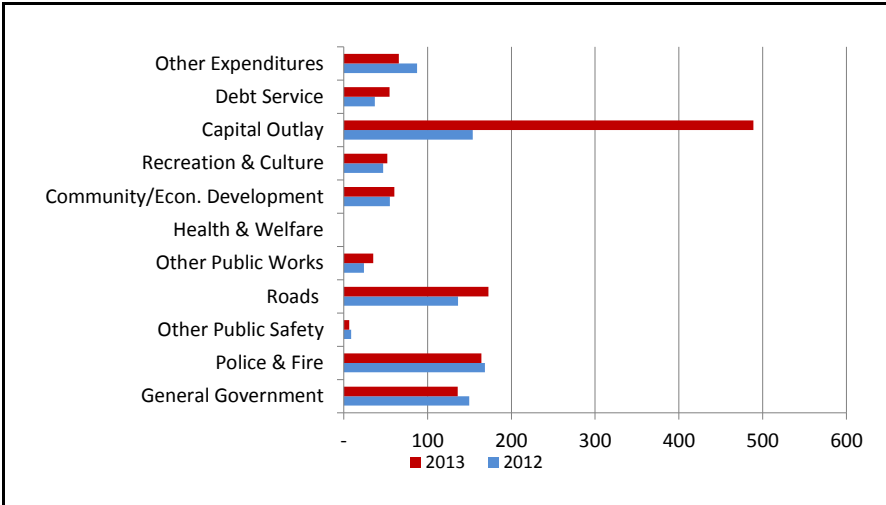
1. Where we spend our money (all governmental funds)



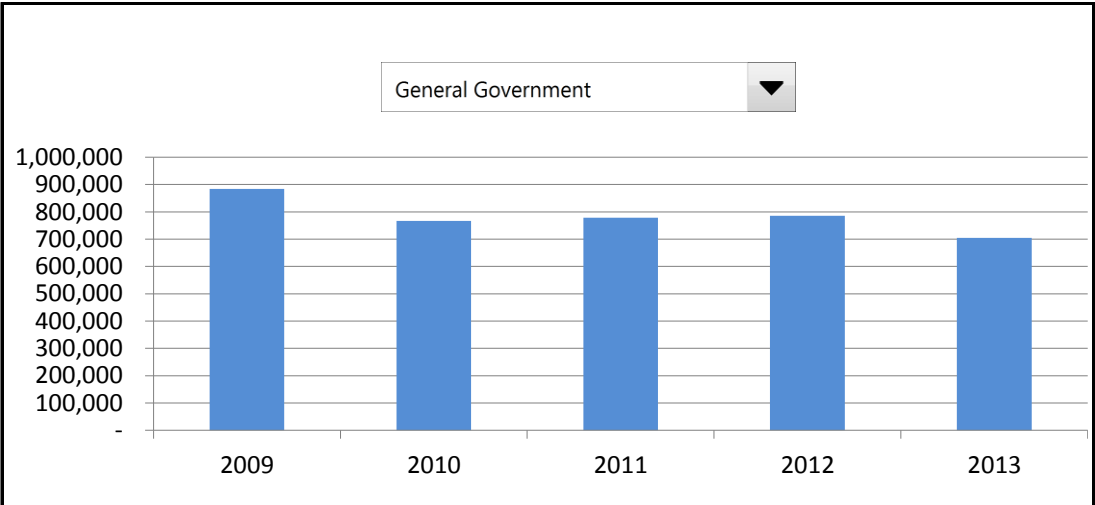
2. Compared to the prior year

	2012	2013	Change
General Government	\$ 785,230	\$ 705,039	-10.21%
Police & Fire	883,096	850,681	-3.67%
Other Public Safety	46,405	34,457	-25.75%
Roads	716,004	894,813	24.97%
Other Public Works	127,128	181,313	42.62%
Health & Welfare	-	-	N/A
Community/Econ. Development	289,328	312,343	7.95%
Recreation & Culture	247,164	268,422	8.60%
Capital Outlay	808,678	2,534,841	213.45%
Debt Service	194,297	283,338	45.83%
Other Expenditures	458,364	340,689	-25.67%
Total Expenditures	\$ 4,555,694	\$ 6,405,936	40.61%

3. Spending per capita - compared to the prior year



4. Historical trends of individual departments:

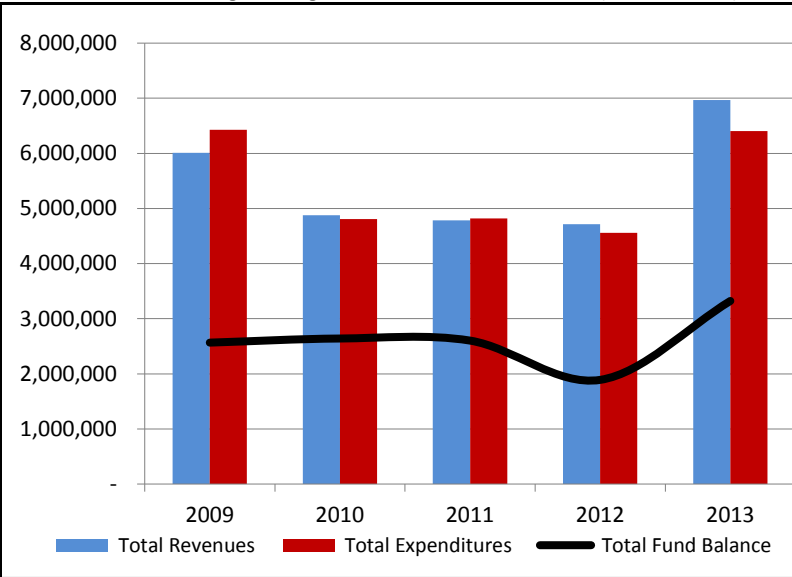


Commentary:

For more information on our unit's finances, contact Paul Linn, Finance Director/Treasurer at (906) 932-5050.

CITIZENS' GUIDE TO LOCAL UNIT FINANCES - Ironwood - Gogebic

1. How have we managed our governmental fund resources (fund balance)

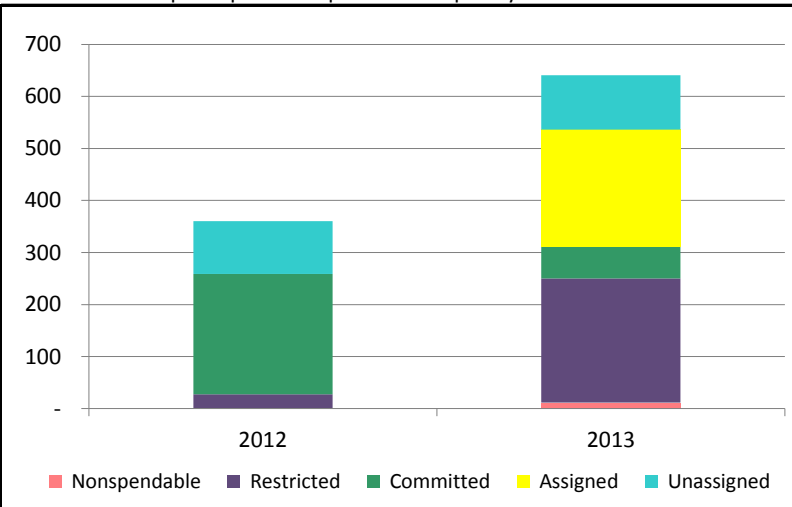


2. Compared to the prior year

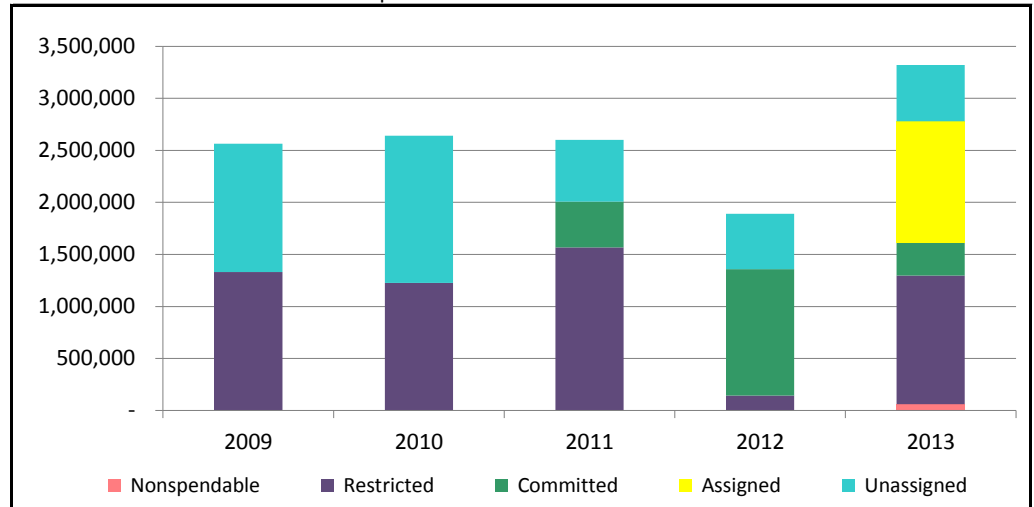
Statement Balance	2012	2013	Change
Revenues	\$ 4,714,969	\$ 6,965,573	47.73%
Expenditures	4,555,694	6,405,936	40.61%
Surplus (Shortfall)	\$ 159,275	\$ 559,637	251.37%

Fund balance	2012	2013	Change
Nonspendable	\$ -	\$ 59,290	N/A
Restricted	143,103	1,236,478	764.05%
Committed	1,214,371	317,873	-73.82%
Assigned	-	1,164,770	N/A
Unassigned	532,445	543,147	2.01%
Total Fund Balance	\$ 1,889,919	\$ 3,321,558	75.75%

3. Fund balance per capita - compared to the prior year



4. Historical trends of individual components

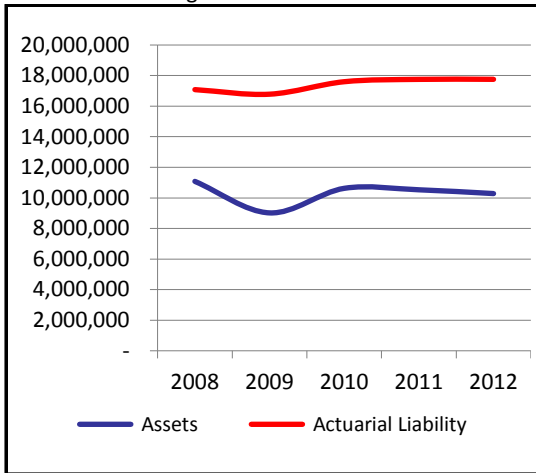


Commentary:

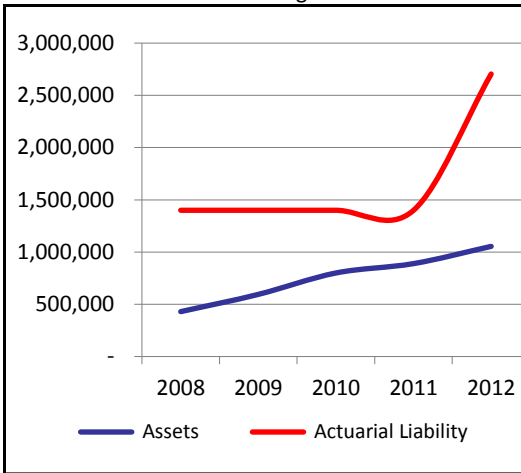
For more information on our unit's finances, contact Paul Linn, Finance Director/Treasurer at (906) 932-5050.

CITIZENS' GUIDE TO LOCAL UNIT FINANCES - Ironwood - Gogebic

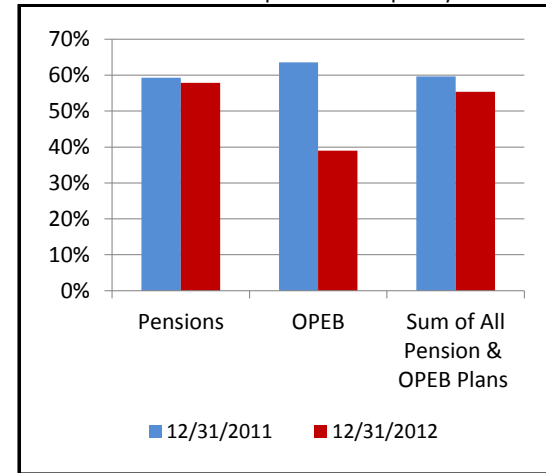
1. Pension funding status



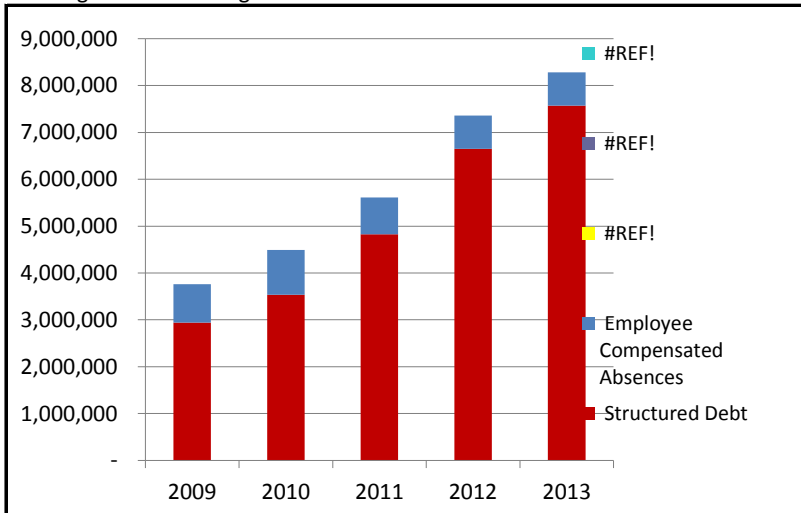
2. Retiree Health care funding status



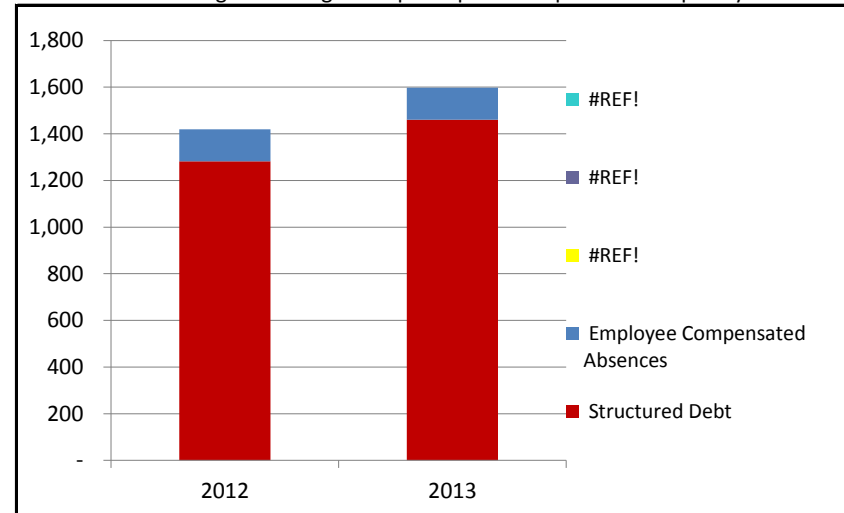
3. Percent funded - compared to the prior year



4. Long Term Debt obligations:



5. Debt & other long term obligations per capita - compared to the prior year



Commentary:

For more information on our unit's finances, contact Paul Linn, Finance Director/Treasurer at (906) 932-5050.